



Westminster CO Operating/LGIP Consolidated - [REDACTED]

MONTHLY ACCOUNT STATEMENT

JULY 1, 2022 THROUGH JULY 31, 2022

[REDACTED]
[REDACTED]
[REDACTED]

CHANDLER ASSET MANAGEMENT
chandlerasset.com

Information contained herein is confidential. We urge you to compare this statement to the one you receive from your qualified custodian. Please see Important Disclosures.



PORTFOLIO CHARACTERISTICS

Average Modified Duration	1.55
Average Coupon	1.20%
Average Purchase YTM	1.17%
Average Market YTM	2.78%
Average S&P/Moody Rating	AA+/Aaa
Average Final Maturity	1.60 yrs
Average Life	1.60 yrs

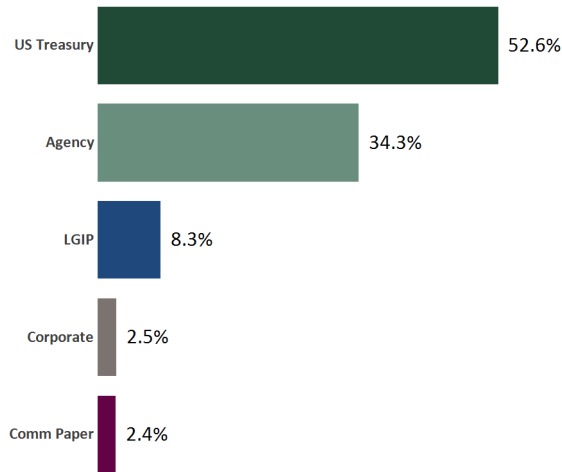
ACCOUNT SUMMARY

	Beg. Values as of 6/30/22	End Values as of 7/31/22
Market Value	332,588,997	335,141,614
Accrued Interest	837,406	868,823
Total Market Value	333,426,402	336,010,437
Income Earned	297,591	338,896
Cont/WD		
Par	342,650,363	344,445,673
Book Value	342,555,934	344,258,280
Cost Value	343,224,937	344,903,339

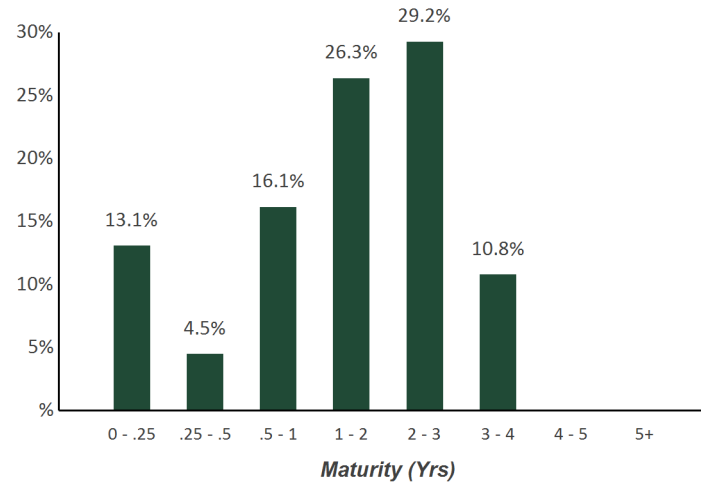
TOP ISSUERS

Government of United States	52.6%
Federal National Mortgage Assoc	10.3%
Federal Home Loan Mortgage Corp	10.3%
Federal Home Loan Bank	7.8%
Federal Farm Credit Bank	5.9%
ColoTrust	5.7%
Toyota Motor Corp	1.8%
CSAFE Investment Pool	1.3%
Total	95.7%

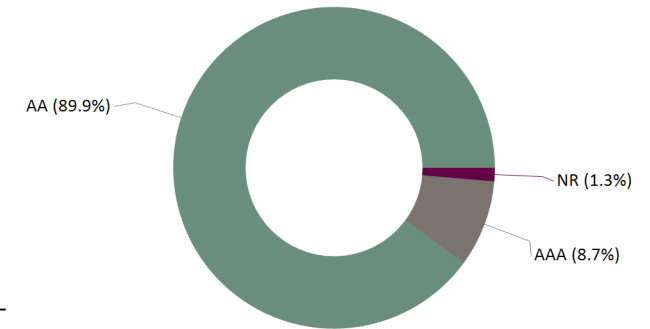
SECTOR ALLOCATION



MATURITY DISTRIBUTION



CREDIT QUALITY (S&P)



As of July 31, 2022



CUSIP	Security Description	Par Value/Units	Purchase Date Book Yield	Cost Value Book Value	Mkt Price Mkt YTM	Market Value Accrued Int.	% of Port. Gain/Loss	Moody/S&P Fitch	Maturity Duration
AGENCY									
313383WD9	FHLB Note 3.125% Due 9/9/2022	2,000,000.00	01/03/2019 2.49%	2,044,120.00 2,001,283.13	100.08 2.34%	2,001,594.00 24,652.78	0.60% 310.87	Aaa / AA+ AAA	0.11 0.11
3130AFE78	FHLB Note 3% Due 12/9/2022	4,000,000.00	01/28/2019 2.72%	4,040,720.00 4,003,754.33	100.04 2.86%	4,001,752.00 17,333.33	1.20% (2,002.33)	Aaa / AA+ AAA	0.36 0.35
3135G0T94	FNMA Note 2.375% Due 1/19/2023	5,000,000.00	03/06/2019 2.56%	4,965,500.00 4,995,815.96	99.73 2.97%	4,986,355.00 3,958.33	1.49% (9,460.96)	Aaa / AA+ AAA	0.47 0.46
313382AX1	FHLB Note 2.125% Due 3/10/2023	4,500,000.00	04/22/2020 0.45%	4,715,910.00 4,545,400.68	99.42 3.09%	4,474,039.50 37,453.13	1.34% (71,361.18)	Aaa / AA+ AAA	0.61 0.59
3137EAEQ8	FHLMC Note 0.375% Due 4/20/2023	4,500,000.00	04/17/2020 0.46%	4,488,750.00 4,497,308.22	98.15 2.99%	4,416,858.00 4,734.38	1.32% (80,450.22)	Aaa / AA+ AAA	0.72 0.71
3137EAER6	FHLMC Note 0.375% Due 5/5/2023	4,000,000.00	05/13/2020 0.30%	4,008,520.00 4,002,173.15	98.01 3.04%	3,920,392.00 3,583.33	1.17% (81,781.15)	Aaa / AA+ AAA	0.76 0.75
3135G04Q3	FNMA Note 0.25% Due 5/22/2023	5,500,000.00	Various 0.34%	5,485,580.00 5,496,113.82	97.81 3.01%	5,379,797.50 2,635.41	1.60% (116,316.32)	Aaa / AA+ AAA	0.81 0.80
3133834G3	FHLB Note 2.125% Due 6/9/2023	4,000,000.00	06/18/2019 1.92%	4,031,440.00 4,006,760.36	99.27 3.00%	3,970,620.00 12,277.78	1.19% (36,140.36)	Aaa / AA+ NR	0.86 0.84
3133EKS7	FFCB Note 1.77% Due 6/26/2023	3,500,000.00	06/27/2019 1.85%	3,489,640.00 3,497,659.04	98.84 3.08%	3,459,550.50 6,022.92	1.03% (38,108.54)	Aaa / AA+ AAA	0.90 0.88
3137EAES4	FHLMC Note 0.25% Due 6/26/2023	7,000,000.00	07/16/2020 0.30%	6,989,150.00 6,996,666.99	97.47 3.12%	6,822,662.00 1,701.39	2.03% (174,004.99)	Aaa / AA+ AAA	0.90 0.89
3135G05G4	FNMA Note 0.25% Due 7/10/2023	10,000,000.00	07/16/2020 0.30%	9,985,900.00 9,995,542.58	97.41 3.06%	9,740,830.00 1,458.33	2.90% (254,712.58)	Aaa / AA+ AAA	0.94 0.93
3137EAEV7	FHLMC Note 0.25% Due 8/24/2023	5,000,000.00	01/11/2022 0.83%	4,953,800.00 4,969,566.04	97.15 2.99%	4,857,545.00 5,451.39	1.45% (112,021.04)	Aaa / AA+ AAA	1.07 1.05
3130A3DL5	FHLB Note 2.375% Due 9/8/2023	4,000,000.00	06/26/2019 1.86%	4,082,360.00 4,021,636.95	99.32 3.01%	3,972,692.00 37,736.11	1.19% (48,944.95)	Aaa / AA+ NR	1.11 1.07
3137EAEZ8	FHLMC Note 0.25% Due 11/6/2023	8,500,000.00	11/05/2020 0.23%	8,503,825.00 8,501,613.84	96.70 2.93%	8,219,253.50 5,017.36	2.45% (282,360.34)	Aaa / AA+ AAA	1.27 1.24
3133ENEX4	FFCB Note 0.55% Due 11/24/2023	4,500,000.00	01/05/2022 0.80%	4,479,300.00 4,485,537.12	97.07 2.84%	4,368,087.00 4,606.25	1.30% (117,450.12)	Aaa / AA+ AAA	1.32 1.29
3135G06H1	FNMA Note 0.25% Due 11/27/2023	6,500,000.00	Various 0.25%	6,499,650.00 6,499,845.73	96.48 2.99%	6,271,102.50 2,888.89	1.87% (228,743.23)	Aaa / AA+ AAA	1.33 1.30

As of July 31, 2022



CUSIP	Security Description	Par Value/Units	Purchase Date Book Yield	Cost Value Book Value	Mkt Price Mkt YTM	Market Value Accrued Int.	% of Port. Gain/Loss	Moody/S&P Fitch	Maturity Duration
AGENCY									
3137EAF42	FHLMC Note 0.25% Due 12/4/2023	6,500,000.00	Various 0.23%	6,504,050.00 6,501,839.78	96.47 2.96%	6,270,361.50 2,572.92	1.87% (231,478.28)	Aaa / AA+ AAA	1.35 1.32
3135G0V34	FNMA Note 2.5% Due 2/5/2024	3,600,000.00	11/14/2019 1.67%	3,721,644.00 3,643,681.25	99.45 2.88%	3,580,081.20 44,000.00	1.08% (63,600.05)	Aaa / AA+ AAA	1.52 1.45
3133EKM1	FFCB Note 2.23% Due 2/23/2024	4,000,000.00	07/30/2019 1.90%	4,057,160.00 4,019,579.10	98.87 2.97%	3,954,956.00 39,148.89	1.19% (64,623.10)	Aaa / AA+ AAA	1.57 1.51
3130ASDS5	FHLB Note 2.75% Due 6/28/2024	3,000,000.00	06/30/2022 3.03%	2,983,560.00 2,984,260.05	99.59 2.97%	2,987,778.00 11,687.50	0.89% 3,517.95	Aaa / AA+ NR	1.91 1.84
3130AQF40	FHLB Note 1% Due 12/20/2024	5,000,000.00	12/21/2021 1.01%	4,998,950.00 4,999,163.07	95.47 2.98%	4,773,545.00 5,694.44	1.42% (225,618.07)	Aaa / AA+ AAA	2.39 2.33
3133ENKS8	FFCB Note 1.125% Due 1/6/2025	2,000,000.00	01/10/2022 1.21%	1,995,080.00 1,995,990.94	95.80 2.93%	1,916,060.00 1,562.50	0.57% (79,930.94)	Aaa / AA+ AAA	2.44 2.37
3133ENPY0	FFCB Note 1.75% Due 2/25/2025	4,000,000.00	03/02/2022 1.71%	4,005,160.00 4,004,445.17	97.22 2.88%	3,888,968.00 30,333.33	1.17% (115,477.17)	Aaa / AA+ AAA	2.58 2.47
3133ENWH9	FFCB Note 2.9% Due 5/9/2025	2,000,000.00	05/05/2022 2.90%	1,999,895.75 1,999,903.74	99.95 2.92%	1,998,954.00 13,211.11	0.60% (949.74)	Aaa / AA+ AAA	2.78 2.63
3135G05X7	FNMA Note 0.375% Due 8/25/2025	5,000,000.00	03/07/2022 1.78%	4,765,600.00 4,792,631.91	92.67 2.89%	4,633,490.00 8,125.00	1.38% (159,141.91)	Aaa / AA+ AAA	3.07 3.00
Total Agency		117,600,000.00	1.08%	117,795,264.75 117,458,172.95	2.97%	114,867,324.20 327,846.80	34.28% (2,590,848.75)	Aaa / AA+ AAA	1.26 1.23
COMMERCIAL PAPER									
89233HKM5	Toyota Motor Credit Discount CP 0.58% Due 10/21/2022	6,000,000.00	01/24/2022 0.59%	5,973,996.67 5,992,170.00	99.87 0.59%	5,992,170.00 0.00	1.78% 0.00	P-1 / A-1+ F-1	0.22 0.22
46640QM99	JP Morgan Discount CP 1.65% Due 12/9/2022	2,000,000.00	03/14/2022 1.69%	1,975,341.67 1,988,083.33	99.40 1.69%	1,988,083.33 0.00	0.59% 0.00	P-1 / A-1 F-1+	0.36 0.36
Total Commercial Paper		8,000,000.00	0.86%	7,949,338.34 7,980,253.33	0.86%	7,980,253.33 0.00	2.38% 0.00	Aaa / AAA AA+	0.26 0.26
CORPORATE									
023135BW5	Amazon.com Inc Note 0.45% Due 5/12/2024	4,000,000.00	12/15/2021 0.96%	3,951,200.00 3,963,831.24	95.80 2.89%	3,831,800.00 3,950.00	1.14% (132,031.24)	A1 / AA AA-	1.78 1.75

As of July 31, 2022



CUSIP	Security Description	Par Value/Units	Purchase Date Book Yield	Cost Value Book Value	Mkt Price Mkt YTM	Market Value Accrued Int.	% of Port. Gain/Loss	Moody/S&P Fitch	Maturity Duration
CORPORATE									
037833AZ3	Apple Inc Note 2.5% Due 2/9/2025	4,500,000.00	Various 1.84%	4,585,925.00 4,573,144.11	99.10 2.87%	4,459,459.50 53,750.00	1.34% (113,684.61)	Aaa / AA+ NR	2.53 2.40
Total Corporate		8,500,000.00	1.43%	8,537,125.00 8,536,975.35	2.88%	8,291,259.50 57,700.00	2.48% (245,715.85)	Aa2 / AA+ AA-	2.19 2.10
LOCAL GOV INVESTMENT POOL									
99COLOT\$0	ColoTrust Investment Pool Plus	19,216,201.31	Various 2.03%	19,216,201.31 19,216,201.31	1.00 2.03%	19,216,201.31 0.00	5.72% 0.00	NR / AAA NR	0.00 0.00
99CSAFE\$0	CSAFE Investment Pool	4,528,263.94	Various 2.13%	4,528,263.94 4,528,263.94	1.00 2.13%	4,528,263.94 0.00	1.35% 0.00	NR / NR AAA	0.00 0.00
PPCSIPX\$1	Public Financial Management CSIP	4,101,207.83	Various 1.78%	4,101,207.83 4,101,207.83	1.00 1.78%	4,101,207.83 0.00	1.22% 0.00	NR / AAA NR	0.00 0.00
Total Local Gov Investment Pool		27,845,673.08	2.01%	27,845,673.08 27,845,673.08	2.01%	27,845,673.08 0.00	8.29% 0.00	NR / AAA AAA	0.00 0.00
US TREASURY									
912828YA2	US Treasury Note 1.5% Due 8/15/2022	4,000,000.00	01/02/2020 1.59%	3,990,781.25 3,999,864.43	99.97 2.10%	3,998,980.00 27,679.56	1.20% (884.43)	Aaa / AA+ AAA	0.04 0.04
912828L57	US Treasury Note 1.75% Due 9/30/2022	4,000,000.00	01/31/2022 0.54%	4,031,718.75 4,007,896.78	99.92 2.21%	3,996,856.00 23,524.59	1.20% (11,040.78)	Aaa / AA+ AAA	0.17 0.17
912828M80	US Treasury Note 2% Due 11/30/2022	4,000,000.00	12/11/2019 1.63%	4,042,187.50 4,004,713.47	99.77 2.68%	3,990,936.00 13,551.91	1.19% (13,777.47)	Aaa / AA+ AAA	0.33 0.33
912828Q29	US Treasury Note 1.5% Due 3/31/2023	4,000,000.00	12/30/2019 1.61%	3,986,718.75 3,997,290.00	99.04 2.96%	3,961,564.00 20,163.93	1.19% (35,726.00)	Aaa / AA+ AAA	0.67 0.65
912828R28	US Treasury Note 1.625% Due 4/30/2023	5,000,000.00	01/02/2020 1.62%	5,000,781.25 5,000,175.62	98.99 3.00%	4,949,415.00 20,533.29	1.48% (50,760.62)	Aaa / AA+ AAA	0.75 0.73
912828R69	US Treasury Note 1.625% Due 5/31/2023	3,000,000.00	12/11/2019 1.63%	3,000,000.00 3,000,000.00	98.89 2.98%	2,966,835.00 8,258.20	0.89% (33,165.00)	Aaa / AA+ AAA	0.83 0.82

As of July 31, 2022



CUSIP	Security Description	Par Value/Units	Purchase Date Book Yield	Cost Value Book Value	Mkt Price Mkt YTM	Market Value Accrued Int.	% of Port. Gain/Loss	Moody/S&P Fitch	Maturity Duration
US TREASURY									
91282CCU3	US Treasury Note 0.125% Due 8/31/2023	2,500,000.00	12/29/2021 0.66%	2,477,734.38 2,485,534.67	97.01 2.95%	2,425,195.00 1,307.74	0.72% (60,339.67)	Aaa / AA+ AAA	1.08 1.07
912828T91	US Treasury Note 1.625% Due 10/31/2023	5,000,000.00	Various 1.59%	5,006,054.69 5,001,915.01	98.39 2.94%	4,919,725.00 20,533.28	1.47% (82,190.01)	Aaa / AA+ AAA	1.25 1.22
91282CAW1	US Treasury Note 0.25% Due 11/15/2023	5,000,000.00	03/14/2022 1.74%	4,878,125.00 4,905,896.52	96.61 2.94%	4,830,665.00 2,649.46	1.44% (75,231.52)	Aaa / AA+ AAA	1.29 1.27
912828V80	US Treasury Note 2.25% Due 1/31/2024	5,000,000.00	12/30/2019 1.65%	5,117,187.50 5,043,042.06	98.95 2.97%	4,947,265.00 305.71	1.47% (95,777.06)	Aaa / AA+ AAA	1.50 1.46
91282CBR1	US Treasury Note 0.25% Due 3/15/2024	5,000,000.00	12/06/2021 0.73%	4,945,898.44 4,961,365.35	95.74 2.96%	4,786,915.00 4,721.47	1.43% (174,450.35)	Aaa / AA+ AAA	1.62 1.60
91282CBV2	US Treasury Note 0.375% Due 4/15/2024	2,000,000.00	04/28/2021 0.36%	2,001,171.88 2,000,675.38	95.74 2.95%	1,914,844.00 2,213.11	0.57% (85,831.38)	Aaa / AA+ AAA	1.71 1.68
91282CCC3	US Treasury Note 0.25% Due 5/15/2024	4,500,000.00	05/27/2021 0.31%	4,492,441.41 4,495,425.62	95.36 2.93%	4,290,997.50 2,384.51	1.28% (204,428.12)	Aaa / AA+ AAA	1.79 1.76
91282CCG4	US Treasury Note 0.25% Due 6/15/2024	6,500,000.00	Various 0.41%	6,470,000.00 6,481,154.76	95.16 2.92%	6,185,413.00 2,086.75	1.84% (295,741.76)	Aaa / AA+ AAA	1.88 1.84
91282CCL3	US Treasury Note 0.375% Due 7/15/2024	6,000,000.00	Various 0.35%	6,003,984.37 6,002,644.84	95.23 2.90%	5,714,064.00 1,039.40	1.70% (288,580.84)	Aaa / AA+ AAA	1.96 1.92
912828Y87	US Treasury Note 1.75% Due 7/31/2024	4,500,000.00	07/12/2021 0.43%	4,680,351.56 4,618,183.70	97.78 2.90%	4,399,978.50 213.99	1.31% (218,205.20)	Aaa / AA+ AAA	2.00 1.95
91282CCT6	US Treasury Note 0.375% Due 8/15/2024	6,000,000.00	Various 0.43%	5,990,273.44 5,993,351.67	95.01 2.91%	5,700,468.00 10,379.84	1.70% (292,883.67)	Aaa / AA+ AAA	2.04 2.00
912828YE4	US Treasury Note 1.25% Due 8/31/2024	7,000,000.00	Various 0.28%	7,244,804.69 7,141,258.72	96.67 2.91%	6,766,760.00 36,616.84	2.02% (374,498.72)	Aaa / AA+ AAA	2.09 2.02
91282CCX7	US Treasury Note 0.375% Due 9/15/2024	3,000,000.00	09/28/2021 0.55%	2,984,765.63 2,989,063.95	94.82 2.91%	2,844,609.00 4,249.32	0.85% (144,454.95)	Aaa / AA+ AAA	2.13 2.08
912828YH7	US Treasury Note 1.5% Due 9/30/2024	2,500,000.00	08/09/2021 0.44%	2,582,324.22 2,556,772.85	97.09 2.90%	2,427,147.50 12,602.46	0.73% (129,625.35)	Aaa / AA+ AAA	2.17 2.10
91282CDB4	US Treasury Note 0.625% Due 10/15/2024	4,000,000.00	10/28/2021 0.77%	3,983,125.00 3,987,394.58	95.21 2.88%	3,808,280.00 7,377.05	1.14% (179,114.58)	Aaa / AA+ AAA	2.21 2.16
912828YM6	US Treasury Note 1.5% Due 10/31/2024	4,000,000.00	07/26/2021 0.42%	4,140,000.00 4,096,543.62	97.03 2.87%	3,881,092.00 15,163.04	1.16% (215,451.62)	Aaa / AA+ AAA	2.25 2.18

As of July 31, 2022



CUSIP	Security Description	Par Value/Units	Purchase Date Book Yield	Cost Value Book Value	Mkt Price Mkt YTM	Market Value Accrued Int.	% of Port. Gain/Loss	Moody/S&P Fitch	Maturity Duration
US TREASURY									
91282CDH1	US Treasury Note 0.75% Due 11/15/2024	5,500,000.00	11/29/2021 0.81%	5,490,332.03 5,492,514.25	95.28 2.89%	5,240,466.00 8,743.21	1.56% (252,048.25)	Aaa / AA+ AAA	2.30 2.24
912828YV6	US Treasury Note 1.5% Due 11/30/2024	4,000,000.00	08/30/2021 0.45%	4,134,843.75 4,096,787.59	96.90 2.88%	3,876,092.00 10,163.93	1.16% (220,695.59)	Aaa / AA+ AAA	2.34 2.26
91282CDN8	US Treasury Note 1% Due 12/15/2024	3,000,000.00	12/10/2021 1.04%	2,996,601.56 2,997,311.64	95.73 2.87%	2,872,032.00 3,852.46	0.86% (125,279.64)	Aaa / AA+ AAA	2.38 2.32
912828YY0	US Treasury Note 1.75% Due 12/31/2024	4,000,000.00	09/07/2021 0.49%	4,164,531.25 4,120,265.81	97.40 2.87%	3,895,936.00 6,086.96	1.16% (224,329.81)	Aaa / AA+ AAA	2.42 2.34
912828Z52	US Treasury Note 1.375% Due 1/31/2025	6,000,000.00	Various 0.34%	6,244,335.94 6,154,433.23	96.40 2.88%	5,783,904.00 224.18	1.72% (370,529.23)	Aaa / AA+ AAA	2.51 2.43
912828ZC7	US Treasury Note 1.125% Due 2/28/2025	4,000,000.00	11/01/2021 0.88%	4,032,031.25 4,024,854.56	95.71 2.86%	3,828,592.00 18,831.52	1.15% (196,262.56)	Aaa / AA+ AAA	2.58 2.51
912828ZF0	US Treasury Note 0.5% Due 3/31/2025	5,000,000.00	03/09/2021 0.61%	4,977,929.69 4,985,478.47	93.97 2.86%	4,698,635.00 8,401.64	1.40% (286,843.47)	Aaa / AA+ AAA	2.67 2.61
912828ZL7	US Treasury Note 0.375% Due 4/30/2025	7,500,000.00	Various 0.32%	7,516,015.63 7,510,361.79	93.46 2.86%	7,009,860.00 7,107.68	2.09% (500,501.79)	Aaa / AA+ AAA	2.75 2.70
912828ZT0	US Treasury Note 0.25% Due 5/31/2025	8,000,000.00	05/03/2021 0.62%	7,882,187.50 7,918,077.93	92.96 2.86%	7,436,560.00 3,387.98	2.21% (481,517.93)	Aaa / AA+ AAA	2.84 2.78
912828ZW3	US Treasury Note 0.25% Due 6/30/2025	7,000,000.00	Various 0.73%	6,872,226.56 6,903,800.56	92.79 2.84%	6,495,510.00 1,521.74	1.93% (408,290.56)	Aaa / AA+ AAA	2.92 2.87
91282CAB7	US Treasury Note 0.25% Due 7/31/2025	6,000,000.00	11/08/2021 0.92%	5,853,750.00 5,882,247.24	92.59 2.84%	5,555,628.00 40.76	1.65% (326,619.24)	Aaa / AA+ AAA	3.00 2.95
912828K74	US Treasury Note 2% Due 8/15/2025	6,000,000.00	Various 2.77%	5,853,085.94 5,865,726.23	97.55 2.84%	5,853,282.00 55,359.12	1.76% (12,444.23)	Aaa / AA+ AAA	3.04 2.90
9128285C0	US Treasury Note 3% Due 9/30/2025	4,500,000.00	Various 2.81%	4,526,250.01 4,524,939.61	100.55 2.81%	4,524,961.50 45,368.85	1.36% 21.89	Aaa / AA+ AAA	3.17 2.97
9128285J5	US Treasury Note 3% Due 10/31/2025	4,500,000.00	06/08/2022 2.98%	4,502,285.16 4,502,189.25	100.54 2.82%	4,524,435.00 34,116.85	1.36% 22,245.75	Aaa / AA+ AAA	3.25 3.06
912828M56	US Treasury Note 2.25% Due 11/15/2025	7,000,000.00	Various 3.37%	6,750,664.06 6,758,598.23	98.23 2.82%	6,875,862.00 33,383.16	2.06% 117,263.77	Aaa / AA+ AAA	3.30 3.13

As of July 31, 2022



CUSIP	Security Description	Par Value/Units	Purchase Date Book Yield	Cost Value Book Value	Mkt Price Mkt YTM	Market Value Accrued Int.	% of Port. Gain/Loss	Moody/S&P Fitch	Maturity Duration
US TREASURY									
9128285T3	US Treasury Note 2.625% Due 12/31/2025	4,000,000.00	07/13/2022 3.17%	3,928,437.50 3,929,454.98	99.43 2.80%	3,977,344.00 9,130.43	1.19% 47,889.02	Aaa / AA+ AAA	3.42 3.24
Total US Treasury		182,500,000.00	1.10%	182,775,937.54 182,437,204.97	2.85%	176,157,104.00 483,275.92	52.57% (6,280,100.97)	Aaa / AA+ AAA	2.11 2.05
TOTAL PORTFOLIO		344,445,673.08	1.17%	344,903,338.71 344,258,279.68	2.78%	335,141,614.11 868,822.72	100.00% (9,116,665.57)	Aaa / AA+ AAA	1.60 1.55
TOTAL MARKET VALUE PLUS ACCRUED						336,010,436.83			

As of July 31, 2022



Transaction Type	Settlement Date	CUSIP	Quantity	Security Description	Price	Acq/Disp Yield	Amount	Interest Pur/Sold	Total Amount	Gain/Loss
ACQUISITIONS										
Purchase	07/01/2022	3130ASDS5	3,000,000.00	FHLB Note 2.75% Due 6/28/2024	99.452	3.03%	2,983,560.00	4,812.50	2,988,372.50	0.00
Purchase	07/14/2022	9128285T3	4,000,000.00	US Treasury Note 2.625% Due 12/31/2025	98.211	3.17%	3,928,437.50	3,994.57	3,932,432.07	0.00
Purchase	07/31/2022	99COLOT\$0	29,197.92	ColoTrust Investment Pool Plus	1.000	2.03%	29,197.92	0.00	29,197.92	0.00
Purchase	07/31/2022	99CSAFE\$0	6,484.08	CSAFE Investment Pool	1.000	2.13%	6,484.08	0.00	6,484.08	0.00
Purchase	07/31/2022	PPCSIPX\$1	9,628.52	Public Financial Management CSIP	1.000	1.78%	9,628.52	0.00	9,628.52	0.00
Subtotal			7,045,310.52				6,957,308.02	8,807.07	6,966,115.09	0.00
Security Contribution	07/31/2022	99COLOT\$0	6,500,000.00	ColoTrust Investment Pool Plus	1.000		6,500,000.00	0.00	6,500,000.00	0.00
Security Contribution	07/31/2022	PPCSIPX\$1	7,500,000.00	Public Financial Management CSIP	1.000		7,500,000.00	0.00	7,500,000.00	0.00
Subtotal			14,000,000.00				14,000,000.00	0.00	14,000,000.00	0.00
TOTAL ACQUISITIONS			21,045,310.52				20,957,308.02	8,807.07	20,966,115.09	0.00
DISPOSITIONS										
Maturity	07/31/2022	9128282P4	4,000,000.00	US Treasury Note 1.875% Due 7/31/2022	100.000		4,000,000.00	0.00	4,000,000.00	0.00
Subtotal			4,000,000.00				4,000,000.00	0.00	4,000,000.00	0.00
Security Withdrawal	07/31/2022	99COLOT\$0	6,250,000.00	ColoTrust Investment Pool Plus	1.000		6,250,000.00	0.00	6,250,000.00	0.00
Security Withdrawal	07/31/2022	PPCSIPX\$1	9,000,000.00	Public Financial Management CSIP	1.000		9,000,000.00	0.00	9,000,000.00	0.00
Subtotal			15,250,000.00				15,250,000.00	0.00	15,250,000.00	0.00
TOTAL DISPOSITIONS			19,250,000.00				19,250,000.00	0.00	19,250,000.00	0.00
OTHER TRANSACTIONS										
Interest	07/06/2022	3133ENKS8	2,000,000.00	FFCB Note 1.125% Due 1/6/2025	0.000		10,937.50	0.00	10,937.50	0.00

As of July 31, 2022



Transaction Type	Settlement Date	CUSIP	Quantity	Security Description	Price	Acq/Disp Yield	Amount	Interest Pur/Sold	Total Amount	Gain/Loss
OTHER TRANSACTIONS										
Interest	07/10/2022	3135G05G4	10,000,000.00	FNMA Note 0.25% Due 7/10/2023	0.000		12,500.00	0.00	12,500.00	0.00
Interest	07/15/2022	91282CCL3	6,000,000.00	US Treasury Note 0.375% Due 7/15/2024	0.000		11,250.00	0.00	11,250.00	0.00
Interest	07/19/2022	3135G0T94	5,000,000.00	FNMA Note 2.375% Due 1/19/2023	0.000		59,375.00	0.00	59,375.00	0.00
Interest	07/31/2022	9128282P4	4,000,000.00	US Treasury Note 1.875% Due 7/31/2022	0.000		37,500.00	0.00	37,500.00	0.00
Interest	07/31/2022	912828V80	5,000,000.00	US Treasury Note 2.25% Due 1/31/2024	0.000		56,250.00	0.00	56,250.00	0.00
Interest	07/31/2022	912828Y87	4,500,000.00	US Treasury Note 1.75% Due 7/31/2024	0.000		39,375.00	0.00	39,375.00	0.00
Interest	07/31/2022	912828Z52	6,000,000.00	US Treasury Note 1.375% Due 1/31/2025	0.000		41,250.00	0.00	41,250.00	0.00
Interest	07/31/2022	91282CAB7	6,000,000.00	US Treasury Note 0.25% Due 7/31/2025	0.000		7,500.00	0.00	7,500.00	0.00
Subtotal			48,500,000.00				275,937.50	0.00	275,937.50	0.00
Dividend	07/31/2022	99COLOT\$0	18,937,003.39	ColoTrust Investment Pool Plus	0.000		29,197.92	0.00	29,197.92	0.00
Dividend	07/31/2022	99CSAFE\$0	4,521,779.86	CSAFE Investment Pool	0.000		6,484.08	0.00	6,484.08	0.00
Dividend	07/31/2022	PPCSIPX\$1	5,591,579.31	Public Financial Management CSIP	0.000		9,628.52	0.00	9,628.52	0.00
Subtotal			29,050,362.56				45,310.52	0.00	45,310.52	0.00
TOTAL OTHER TRANSACTIONS			77,550,362.56				321,248.02	0.00	321,248.02	0.00

As of July 31, 2022



CUSIP	Security Description	Trade Date Settle Date Units	Book Value: Begin Book Value: Acq Book Value: Disp Book Value: End	Prior Accrued Inc. Received Ending Accrued Total Interest	Accr. Of Discount Amort. Of Premium Net Accret/Amort Income Earned	Total Income
FIXED INCOME						
023135BW5	Amazon.com Inc Note 0.45% Due 05/12/2024	12/15/2021 12/17/2021 4,000,000.00	3,962,106.27 0.00 0.00 3,963,831.24	2,450.00 0.00 3,950.00 1,500.00	1,724.97 0.00 1,724.97 3,224.97	3,224.97
037833AZ3	Apple Inc Note 2.5% Due 02/09/2025	Various Various 4,500,000.00	4,575,600.74 0.00 0.00 4,573,144.11	44,375.00 0.00 53,750.00 9,375.00	0.00 2,456.63 (2,456.63) 6,918.37	6,918.37
3130A3DL5	FHLB Note 2.375% Due 09/08/2023	06/26/2019 06/27/2019 4,000,000.00	4,023,301.33 0.00 0.00 4,021,636.95	29,819.44 0.00 37,736.11 7,916.67	0.00 1,664.38 (1,664.38) 6,252.29	6,252.29
3130AFE78	FHLB Note 3% Due 12/09/2022	01/28/2019 01/29/2019 4,000,000.00	4,004,649.59 0.00 0.00 4,003,754.33	7,333.33 0.00 17,333.33 10,000.00	0.00 895.26 (895.26) 9,104.74	9,104.74
3130AQF40	FHLB Note 1% Due 12/20/2024	12/21/2021 12/22/2021 5,000,000.00	4,999,133.32 0.00 0.00 4,999,163.07	1,527.78 0.00 5,694.44 4,166.66	29.75 0.00 29.75 4,196.41	4,196.41
3130ASDS5	FHLB Note 2.75% Due 06/28/2024	06/30/2022 07/01/2022 3,000,000.00	0.00 2,983,560.00 0.00 2,984,260.05	0.00 (4,812.50) 11,687.50 6,875.00	700.05 0.00 700.05 7,575.05	7,575.05
313382AX1	FHLB Note 2.125% Due 03/10/2023	04/22/2020 04/23/2020 4,500,000.00	4,551,769.10 0.00 0.00 4,545,400.68	29,484.38 0.00 37,453.13 7,968.75	0.00 6,368.42 (6,368.42) 1,600.33	1,600.33
3133834G3	FHLB Note 2.125% Due 06/09/2023	06/18/2019 06/19/2019 4,000,000.00	4,007,432.06 0.00 0.00 4,006,760.36	5,194.44 0.00 12,277.78 7,083.34	0.00 671.70 (671.70) 6,411.64	6,411.64
313383WD9	FHLB Note 3.125% Due 09/09/2022	01/03/2019 01/07/2019 2,000,000.00	2,002,303.06 0.00 0.00 2,001,283.13	19,444.44 0.00 24,652.78 5,208.34	0.00 1,019.93 (1,019.93) 4,188.41	4,188.41

As of July 31, 2022



CUSIP	Security Description	Trade Date Settle Date Units	Book Value: Begin Book Value: Acq Book Value: Disp Book Value: End	Prior Accrued Inc. Received Ending Accrued Total Interest	Accr. Of Discount Amort. Of Premium Net Accret/Amort Income Earned	Total Income
3133EKM1	FFCB Note 2.23% Due 02/23/2024	07/30/2019 08/01/2019 4,000,000.00	4,020,642.06 0.00 0.00 4,019,579.10	31,715.56 0.00 39,148.89 7,433.33	0.00 1,062.96 (1,062.96) 6,370.37	6,370.37
3133EKS7	FFCB Note 1.77% Due 06/26/2023	06/27/2019 07/01/2019 3,500,000.00	3,497,438.46 0.00 0.00 3,497,659.04	860.42 0.00 6,022.92 5,162.50	220.58 0.00 220.58 5,383.08	5,383.08
3133ENEX4	FFCB Note 0.55% Due 11/24/2023	01/05/2022 01/06/2022 4,500,000.00	4,484,603.06 0.00 0.00 4,485,537.12	2,543.75 0.00 4,606.25 2,062.50	934.06 0.00 934.06 2,996.56	2,996.56
3133ENKS8	FFCB Note 1.125% Due 01/06/2025	01/10/2022 01/11/2022 2,000,000.00	1,995,851.15 0.00 0.00 1,995,990.94	10,625.00 10,937.50 1,562.50 1,875.00	139.79 0.00 139.79 2,014.79	2,014.79
3133ENPY0	FFCB Note 1.75% Due 02/25/2025	03/02/2022 03/03/2022 4,000,000.00	4,004,591.93 0.00 0.00 4,004,445.17	24,500.00 0.00 30,333.33 5,833.33	0.00 146.76 (146.76) 5,686.57	5,686.57
3133ENWH9	FFCB Note 2.9% Due 05/09/2025	05/05/2022 05/09/2022 2,000,000.00	1,999,900.79 0.00 0.00 1,999,903.74	8,377.77 0.00 13,211.11 4,833.34	2.95 0.00 2.95 4,836.29	4,836.29
3135G04Q3	FNMA Note 0.25% Due 05/22/2023	Various Various 5,500,000.00	5,495,704.05 0.00 0.00 5,496,113.82	1,489.59 0.00 2,635.41 1,145.82	409.77 0.00 409.77 1,555.59	1,555.59
3135G05G4	FNMA Note 0.25% Due 07/10/2023	07/16/2020 07/20/2020 10,000,000.00	9,995,139.72 0.00 0.00 9,995,542.58	11,875.00 12,500.00 1,458.33 2,083.33	402.86 0.00 402.86 2,486.19	2,486.19
3135G05X7	FNMA Note 0.375% Due 08/25/2025	03/07/2022 03/08/2022 5,000,000.00	4,786,892.26 0.00 0.00 4,792,631.91	6,562.50 0.00 8,125.00 1,562.50	5,739.65 0.00 5,739.65 7,302.15	7,302.15

As of July 31, 2022



CUSIP	Security Description	Trade Date Settle Date Units	Book Value: Begin Book Value: Acq Book Value: Disp Book Value: End	Prior Accrued Inc. Received Ending Accrued Total Interest	Accr. Of Discount Amort. Of Premium Net Accret/Amort Income Earned	Total Income
3135G06H1	FNMA Note 0.25% Due 11/27/2023	Various Various 6,500,000.00	6,499,835.83 0.00 0.00 6,499,845.73	1,534.72 0.00 2,888.89 1,354.17	47.69 37.79 9.90 1,364.07	1,364.07
3135G0T94	FNMA Note 2.375% Due 01/19/2023	03/06/2019 03/11/2019 5,000,000.00	4,995,057.45 0.00 0.00 4,995,815.96	53,437.50 59,375.00 3,958.33 9,895.83	758.51 0.00 758.51 10,654.34	10,654.34
3135G0V34	FNMA Note 2.5% Due 02/05/2024	11/14/2019 11/18/2019 3,600,000.00	3,646,129.93 0.00 0.00 3,643,681.25	36,500.00 0.00 44,000.00 7,500.00	0.00 2,448.68 (2,448.68) 5,051.32	5,051.32
3137EAEQ8	FHLMC Note 0.375% Due 04/20/2023	04/17/2020 04/20/2020 4,500,000.00	4,496,989.73 0.00 0.00 4,497,308.22	3,328.13 0.00 4,734.38 1,406.25	318.49 0.00 318.49 1,724.74	1,724.74
3137EAER6	FHLMC Note 0.375% Due 05/05/2023	05/13/2020 05/14/2020 4,000,000.00	4,002,416.35 0.00 0.00 4,002,173.15	2,333.33 0.00 3,583.33 1,250.00	0.00 243.20 (243.20) 1,006.80	1,006.80
3137EAES4	FHLMC Note 0.25% Due 06/26/2023	07/16/2020 07/20/2020 7,000,000.00	6,996,352.94 0.00 0.00 6,996,666.99	243.06 0.00 1,701.39 1,458.33	314.05 0.00 314.05 1,772.38	1,772.38
3137EAEV7	FHLMC Note 0.25% Due 08/24/2023	01/11/2022 01/12/2022 5,000,000.00	4,967,134.47 0.00 0.00 4,969,566.04	4,409.72 0.00 5,451.39 1,041.67	2,431.57 0.00 2,431.57 3,473.24	3,473.24
3137EAEZ8	FHLMC Note 0.25% Due 11/06/2023	11/05/2020 11/06/2020 8,500,000.00	8,501,722.12 0.00 0.00 8,501,613.84	3,246.53 0.00 5,017.36 1,770.83	0.00 108.28 (108.28) 1,662.55	1,662.55
3137EAF2	FHLMC Note 0.25% Due 12/04/2023	Various Various 6,500,000.00	6,501,956.17 0.00 0.00 6,501,839.78	1,218.75 0.00 2,572.92 1,354.17	0.00 116.39 (116.39) 1,237.78	1,237.78

As of July 31, 2022



CUSIP	Security Description	Trade Date Settle Date Units	Book Value: Begin Book Value: Acq Book Value: Disp Book Value: End	Prior Accrued Inc. Received Ending Accrued Total Interest	Accr. Of Discount Amort. Of Premium Net Accret/Amort Income Earned	Total Income
9128282P4	US Treasury Note Due 07/31/2022	12/30/2019 12/31/2019 0.00	4,000,919.60 0.00 4,000,000.00 0.00	31,284.53 37,500.00 0.00 6,215.47	0.00 919.60 (919.60) 5,295.87	5,295.87
9128285C0	US Treasury Note 3% Due 09/30/2025	Various Various 4,500,000.00	4,525,608.41 0.00 0.00 4,524,939.61	33,934.43 0.00 45,368.85 11,434.42	0.00 668.80 (668.80) 10,765.62	10,765.62
9128285J5	US Treasury Note 3% Due 10/31/2025	06/08/2022 06/10/2022 4,500,000.00	4,502,246.43 0.00 0.00 4,502,189.25	22,744.57 0.00 34,116.85 11,372.28	0.00 57.18 (57.18) 11,315.10	11,315.10
9128285T3	US Treasury Note 2.625% Due 12/31/2025	07/13/2022 07/14/2022 4,000,000.00	0.00 3,928,437.50 0.00 3,929,454.98	0.00 (3,994.57) 9,130.43 5,135.86	1,017.48 0.00 1,017.48 6,153.34	6,153.34
912828K74	US Treasury Note 2% Due 08/15/2025	Various Various 6,000,000.00	5,861,976.24 0.00 0.00 5,865,726.23	45,082.87 0.00 55,359.12 10,276.25	3,749.99 0.00 3,749.99 14,026.24	14,026.24
912828L57	US Treasury Note 1.75% Due 09/30/2022	01/31/2022 02/01/2022 4,000,000.00	4,011,976.79 0.00 0.00 4,007,896.78	17,595.63 0.00 23,524.59 5,928.96	0.00 4,080.01 (4,080.01) 1,848.95	1,848.95
912828M56	US Treasury Note 2.25% Due 11/15/2025	Various Various 7,000,000.00	6,752,372.39 0.00 0.00 6,758,598.23	20,115.49 0.00 33,383.16 13,267.67	6,225.84 0.00 6,225.84 19,493.51	19,493.51
912828M80	US Treasury Note 2% Due 11/30/2022	12/11/2019 12/13/2019 4,000,000.00	4,005,921.05 0.00 0.00 4,004,713.47	6,775.96 0.00 13,551.91 6,775.95	0.00 1,207.58 (1,207.58) 5,568.37	5,568.37
912828Q29	US Treasury Note 1.5% Due 03/31/2023	12/30/2019 12/31/2019 4,000,000.00	3,996,942.85 0.00 0.00 3,997,290.00	15,081.97 0.00 20,163.93 5,081.96	347.15 0.00 347.15 5,429.11	5,429.11

As of July 31, 2022



CUSIP	Security Description	Trade Date Settle Date Units	Book Value: Begin Book Value: Acq Book Value: Disp Book Value: End	Prior Accrued Inc. Received Ending Accrued Total Interest	Accr. Of Discount Amort. Of Premium Net Accret/Amort Income Earned	Total Income
912828R28	US Treasury Note 1.625% Due 04/30/2023	01/02/2020 01/06/2020 5,000,000.00	5,000,195.64 0.00 0.00 5,000,175.62	13,688.86 0.00 20,533.29 6,844.43	0.00 20.02 (20.02) 6,824.41	6,824.41
912828R69	US Treasury Note 1.625% Due 05/31/2023	12/11/2019 12/13/2019 3,000,000.00	3,000,000.00 0.00 0.00 3,000,000.00	4,129.10 0.00 8,258.20 4,129.10	0.00 0.00 0.00 4,129.10	4,129.10
912828T91	US Treasury Note 1.625% Due 10/31/2023	Various Various 5,000,000.00	5,002,045.20 0.00 0.00 5,001,915.01	13,688.86 0.00 20,533.28 6,844.42	0.00 130.19 (130.19) 6,714.23	6,714.23
912828V80	US Treasury Note 2.25% Due 01/31/2024	12/30/2019 12/31/2019 5,000,000.00	5,045,476.92 0.00 0.00 5,043,042.06	46,926.80 56,250.00 305.71 9,628.91	0.00 2,434.86 (2,434.86) 7,194.05	7,194.05
912828Y87	US Treasury Note 1.75% Due 07/31/2024	07/12/2021 07/13/2021 4,500,000.00	4,623,202.46 0.00 0.00 4,618,183.70	32,848.76 39,375.00 213.99 6,740.23	0.00 5,018.76 (5,018.76) 1,721.47	1,721.47
912828YA2	US Treasury Note 1.5% Due 08/15/2022	01/02/2020 01/06/2020 4,000,000.00	3,999,564.24 0.00 0.00 3,999,864.43	22,541.44 0.00 27,679.56 5,138.12	300.19 0.00 300.19 5,438.31	5,438.31
912828YE4	US Treasury Note 1.25% Due 08/31/2024	Various Various 7,000,000.00	7,147,013.01 0.00 0.00 7,141,258.72	29,245.93 0.00 36,616.84 7,370.91	0.00 5,754.29 (5,754.29) 1,616.62	1,616.62
912828YH7	US Treasury Note 1.5% Due 09/30/2024	08/09/2021 08/10/2021 2,500,000.00	2,558,997.83 0.00 0.00 2,556,772.85	9,426.23 0.00 12,602.46 3,176.23	0.00 2,224.98 (2,224.98) 951.25	951.25
912828YM6	US Treasury Note 1.5% Due 10/31/2024	07/26/2021 07/27/2021 4,000,000.00	4,100,184.56 0.00 0.00 4,096,543.62	10,108.70 0.00 15,163.04 5,054.34	0.00 3,640.94 (3,640.94) 1,413.40	1,413.40

As of July 31, 2022



CUSIP	Security Description	Trade Date Settle Date Units	Book Value: Begin Book Value: Acq Book Value: Disp Book Value: End	Prior Accrued Inc. Received Ending Accrued Total Interest	Accr. Of Discount Amort. Of Premium Net Accret/Amort Income Earned	Total Income
912828YV6	US Treasury Note 1.5% Due 11/30/2024	08/30/2021 08/31/2021 4,000,000.00	4,100,309.21 0.00 0.00 4,096,787.59	5,081.97 0.00 10,163.93 5,081.96	0.00 3,521.62 (3,521.62) 1,560.34	1,560.34
912828YY0	US Treasury Note 1.75% Due 12/31/2024	09/07/2021 09/10/2021 4,000,000.00	4,124,488.05 0.00 0.00 4,120,265.81	190.22 0.00 6,086.96 5,896.74	0.00 4,222.24 (4,222.24) 1,674.50	1,674.50
912828Z52	US Treasury Note 1.375% Due 01/31/2025	Various Various 6,000,000.00	6,159,671.13 0.00 0.00 6,154,433.23	34,412.98 41,250.00 224.18 7,061.20	0.00 5,237.90 (5,237.90) 1,823.30	1,823.30
912828ZC7	US Treasury Note 1.125% Due 02/28/2025	11/01/2021 11/02/2021 4,000,000.00	4,025,672.49 0.00 0.00 4,024,854.56	15,040.76 0.00 18,831.52 3,790.76	0.00 817.93 (817.93) 2,972.83	2,972.83
912828ZF0	US Treasury Note 0.5% Due 03/31/2025	03/09/2021 Various 5,000,000.00	4,985,015.81 0.00 0.00 4,985,478.47	6,284.15 0.00 8,401.64 2,117.49	462.66 0.00 462.66 2,580.15	2,580.15
912828ZL7	US Treasury Note 0.375% Due 04/30/2025	Various Various 7,500,000.00	7,510,682.05 0.00 0.00 7,510,361.79	4,738.45 0.00 7,107.68 2,369.23	0.00 320.26 (320.26) 2,048.97	2,048.97
912828ZT0	US Treasury Note 0.25% Due 05/31/2025	05/03/2021 05/05/2021 8,000,000.00	7,915,621.85 0.00 0.00 7,918,077.93	1,693.99 0.00 3,387.98 1,693.99	2,456.08 0.00 2,456.08 4,150.07	4,150.07
912828ZW3	US Treasury Note 0.25% Due 06/30/2025	Various Various 7,000,000.00	6,900,997.76 0.00 0.00 6,903,800.56	47.55 0.00 1,521.74 1,474.19	2,802.80 0.00 2,802.80 4,276.99	4,276.99
91282CAB7	US Treasury Note 0.25% Due 07/31/2025	11/08/2021 11/09/2021 6,000,000.00	5,878,913.60 0.00 0.00 5,882,247.24	6,256.91 7,500.00 40.76 1,283.85	3,333.64 0.00 3,333.64 4,617.49	4,617.49

As of July 31, 2022



CUSIP	Security Description	Trade Date Settle Date Units	Book Value: Begin Book Value: Acq Book Value: Disp Book Value: End	Prior Accrued Inc. Received Ending Accrued Total Interest	Accr. Of Discount Amort. Of Premium Net Accret/Amort Income Earned	Total Income
91282CAW1	US Treasury Note 0.25% Due 11/15/2023	03/14/2022 03/15/2022 5,000,000.00	4,899,702.87 0.00 0.00 4,905,896.52	1,596.47 0.00 2,649.46 1,052.99	6,193.65 0.00 6,193.65 7,246.64	7,246.64
91282CBR1	US Treasury Note 0.25% Due 03/15/2024	12/06/2021 12/07/2021 5,000,000.00	4,959,342.25 0.00 0.00 4,961,365.35	3,668.48 0.00 4,721.47 1,052.99	2,023.10 0.00 2,023.10 3,076.09	3,076.09
91282CBV2	US Treasury Note 0.375% Due 04/15/2024	04/28/2021 04/30/2021 2,000,000.00	2,000,708.98 0.00 0.00 2,000,675.38	1,577.87 0.00 2,213.11 635.24	0.00 33.60 (33.60) 601.64	601.64
91282CCC3	US Treasury Note 0.25% Due 05/15/2024	05/27/2021 06/01/2021 4,500,000.00	4,495,208.46 0.00 0.00 4,495,425.62	1,436.82 0.00 2,384.51 947.69	217.16 0.00 217.16 1,164.85	1,164.85
91282CCG4	US Treasury Note 0.25% Due 06/15/2024	Various Various 6,500,000.00	6,480,300.66 0.00 0.00 6,481,154.76	710.38 0.00 2,086.75 1,376.37	854.10 0.00 854.10 2,230.47	2,230.47
91282CCL3	US Treasury Note 0.375% Due 07/15/2024	Various Various 6,000,000.00	6,002,759.68 0.00 0.00 6,002,644.84	10,379.84 11,250.00 1,039.40 1,909.56	0.00 114.84 (114.84) 1,794.72	1,794.72
91282CCT6	US Treasury Note 0.375% Due 08/15/2024	Various Various 6,000,000.00	5,993,075.03 0.00 0.00 5,993,351.67	8,453.04 0.00 10,379.84 1,926.80	276.64 0.00 276.64 2,203.44	2,203.44
91282CCU3	US Treasury Note 0.125% Due 08/31/2023	12/29/2021 12/31/2021 2,500,000.00	2,484,399.42 0.00 0.00 2,485,534.67	1,044.50 0.00 1,307.74 263.24	1,135.25 0.00 1,135.25 1,398.49	1,398.49
91282CCX7	US Treasury Note 0.375% Due 09/15/2024	09/28/2021 09/30/2021 3,000,000.00	2,988,627.07 0.00 0.00 2,989,063.95	3,301.63 0.00 4,249.32 947.69	436.88 0.00 436.88 1,384.57	1,384.57

As of July 31, 2022



CUSIP	Security Description	Trade Date Settle Date Units	Book Value: Begin Book Value: Acq Book Value: Disp Book Value: End	Prior Accrued Inc. Received Ending Accrued Total Interest	Accr. Of Discount Amort. Of Premium Net Accret/Amort Income Earned	Total Income
91282CDB4	US Treasury Note 0.625% Due 10/15/2024	10/28/2021 11/01/2021 4,000,000.00	3,986,909.75 0.00 0.00 3,987,394.58	5,259.56 0.00 7,377.05 2,117.49	484.83 0.00 484.83 2,602.32	2,602.32
91282CDH1	US Treasury Note 0.75% Due 11/15/2024	11/29/2021 11/30/2021 5,500,000.00	5,492,237.00 0.00 0.00 5,492,514.25	5,268.34 0.00 8,743.21 3,474.87	277.25 0.00 277.25 3,752.12	3,752.12
91282CDN8	US Treasury Note 1% Due 12/15/2024	12/10/2021 12/15/2021 3,000,000.00	2,997,215.51 0.00 0.00 2,997,311.64	1,311.48 0.00 3,852.46 2,540.98	96.13 0.00 96.13 2,637.11	2,637.11
			305,531,156.19	837,405.66	46,865.56	
			6,911,997.50	267,130.43	57,665.98	
			4,000,000.00	868,822.72	(10,800.42)	
Total Fixed Income		308,600,000.00	308,432,353.27	298,547.49	287,747.07	287,747.07
CASH & EQUIVALENT						
46640QM99	JP Morgan Discount CP 1.65% Due 12/09/2022	03/14/2022 03/15/2022 2,000,000.00	1,985,241.67 0.00 0.00 1,988,083.33	0.00 0.00 0.00 0.00	2,841.66 0.00 2,841.66 2,841.66	2,841.66
89233HKM5	Toyota Motor Credit Discount CP 0.58% Due 10/21/2022	01/24/2022 01/25/2022 6,000,000.00	5,989,173.33 0.00 0.00 5,992,170.00	0.00 0.00 0.00 0.00	2,996.67 0.00 2,996.67 2,996.67	2,996.67
			7,974,415.00	0.00	5,838.33	
			0.00	0.00	0.00	
			0.00	0.00	5,838.33	
Total Cash & Equivalent		8,000,000.00	7,980,253.33	0.00	5,838.33	5,838.33

As of July 31, 2022



CUSIP	Security Description	Trade Date Settle Date Units	Book Value: Begin Book Value: Acq Book Value: Disp Book Value: End	Prior Accrued Inc. Received Ending Accrued Total Interest	Accr. Of Discount Amort. Of Premium Net Accret/Amort Income Earned	Total Income
INVESTMENT POOL						
99COLOT\$0	ColoTrust Investment Pool Plus	Various Various 19,216,201.31	18,937,003.39 6,529,197.92 6,250,000.00 19,216,201.31	0.00 29,197.92 0.00 29,197.92	0.00 0.00 0.00 29,197.92	29,197.92
99CSAFE\$0	CSAFE Investment Pool	Various Various 4,528,263.94	4,521,779.86 6,484.08 0.00 4,528,263.94	0.00 6,484.08 0.00 6,484.08	0.00 0.00 0.00 6,484.08	6,484.08
PPCSIPX\$1	Public Financial Management CSIP	Various Various 4,101,207.83	5,591,579.31 7,509,628.52 9,000,000.00 4,101,207.83	0.00 9,628.52 0.00 9,628.52	0.00 0.00 0.00 9,628.52	9,628.52
Total Investment Pool			27,845,673.08	45,310.52	45,310.52	45,310.52
			342,555,933.75	837,405.66	52,703.89	
			20,957,308.02	312,440.95	57,665.98	
			19,250,000.00	868,822.72	(4,962.09)	
TOTAL PORTFOLIO		344,445,673.08	344,258,279.68	343,858.01	338,895.92	338,895.92



Payment Date	Transaction Type	CUSIP	Quantity	Security Description	Principal Amount	Income	Total Amount
08/05/2022	Interest	3135G0V34	3,600,000.00	FNMA Note 2.5% Due 2/5/2024	0.00	45,000.00	45,000.00
08/09/2022	Interest	037833AZ3	4,500,000.00	Apple Inc Note 2.5% Due 2/9/2025	0.00	56,250.00	56,250.00
08/15/2022	Interest	912828K74	6,000,000.00	US Treasury Note 2% Due 8/15/2025	0.00	60,000.00	60,000.00
08/15/2022	Interest	91282CCT6	6,000,000.00	US Treasury Note 0.375% Due 8/15/2024	0.00	11,250.00	11,250.00
08/15/2022	Maturity	912828YA2	4,000,000.00	US Treasury Note 1.5% Due 8/15/2022	4,000,000.00	30,000.00	4,030,000.00
08/23/2022	Interest	3133EKMX1	4,000,000.00	FFCB Note 2.23% Due 2/23/2024	0.00	44,600.00	44,600.00
08/24/2022	Interest	3137EAEV7	5,000,000.00	FHLMC Note 0.25% Due 8/24/2023	0.00	6,250.00	6,250.00
08/25/2022	Interest	3135G05X7	5,000,000.00	FNMA Note 0.375% Due 8/25/2025	0.00	9,375.00	9,375.00
08/25/2022	Interest	3133ENPY0	4,000,000.00	FFCB Note 1.75% Due 2/25/2025	0.00	35,000.00	35,000.00
08/31/2022	Interest	912828ZC7	4,000,000.00	US Treasury Note 1.125% Due 2/28/2025	0.00	22,500.00	22,500.00
08/31/2022	Interest	912828YE4	7,000,000.00	US Treasury Note 1.25% Due 8/31/2024	0.00	43,750.00	43,750.00
08/31/2022	Interest	91282CCU3	2,500,000.00	US Treasury Note 0.125% Due 8/31/2023	0.00	1,562.50	1,562.50
AUG 2022					4,000,000.00	365,537.50	4,365,537.50
09/08/2022	Interest	3130A3DL5	4,000,000.00	FHLB Note 2.375% Due 9/8/2023	0.00	47,500.00	47,500.00
09/09/2022	Maturity	313383WD9	2,000,000.00	FHLB Note 3.125% Due 9/9/2022	2,000,000.00	31,250.00	2,031,250.00
09/10/2022	Interest	313382AX1	4,500,000.00	FHLB Note 2.125% Due 3/10/2023	0.00	47,812.50	47,812.50
09/15/2022	Interest	91282CBR1	5,000,000.00	US Treasury Note 0.25% Due 3/15/2024	0.00	6,250.00	6,250.00



Payment Date	Transaction Type	CUSIP	Quantity	Security Description	Principal Amount	Income	Total Amount
09/15/2022	Interest	91282CCX7	3,000,000.00	US Treasury Note 0.375% Due 9/15/2024	0.00	5,625.00	5,625.00
09/30/2022	Interest	9128285C0	4,500,000.00	US Treasury Note 3% Due 9/30/2025	0.00	67,500.00	67,500.00
09/30/2022	Interest	912828YH7	2,500,000.00	US Treasury Note 1.5% Due 9/30/2024	0.00	18,750.00	18,750.00
09/30/2022	Interest	912828Q29	4,000,000.00	US Treasury Note 1.5% Due 3/31/2023	0.00	30,000.00	30,000.00
09/30/2022	Interest	912828ZF0	5,000,000.00	US Treasury Note 0.5% Due 3/31/2025	0.00	12,500.00	12,500.00
09/30/2022	Maturity	912828L57	4,000,000.00	US Treasury Note 1.75% Due 9/30/2022	4,000,000.00	35,000.00	4,035,000.00
SEP 2022					6,000,000.00	302,187.50	6,302,187.50
10/15/2022	Interest	91282CBV2	2,000,000.00	US Treasury Note 0.375% Due 4/15/2024	0.00	3,750.00	3,750.00
10/15/2022	Interest	91282CDB4	4,000,000.00	US Treasury Note 0.625% Due 10/15/2024	0.00	12,500.00	12,500.00
10/20/2022	Interest	3137EAEQ8	4,500,000.00	FHLMC Note 0.375% Due 4/20/2023	0.00	8,437.50	8,437.50
10/21/2022	Maturity	89233HKM5	6,000,000.00	Toyota Motor Credit Discount CP 0.58% Due 10/21/2022	6,000,000.00	0.00	6,000,000.00
10/31/2022	Interest	9128285J5	4,500,000.00	US Treasury Note 3% Due 10/31/2025	0.00	67,500.00	67,500.00
10/31/2022	Interest	912828ZL7	7,500,000.00	US Treasury Note 0.375% Due 4/30/2025	0.00	14,062.50	14,062.50
10/31/2022	Interest	912828R28	5,000,000.00	US Treasury Note 1.625% Due 4/30/2023	0.00	40,625.00	40,625.00
10/31/2022	Interest	912828YM6	4,000,000.00	US Treasury Note 1.5% Due 10/31/2024	0.00	30,000.00	30,000.00
10/31/2022	Interest	912828T91	5,000,000.00	US Treasury Note 1.625% Due 10/31/2023	0.00	40,625.00	40,625.00
OCT 2022					6,000,000.00	217,500.00	6,217,500.00
11/05/2022	Interest	3137EAER6	4,000,000.00	FHLMC Note 0.375% Due 5/5/2023	0.00	7,500.00	7,500.00



Payment Date	Transaction Type	CUSIP	Quantity	Security Description	Principal Amount	Income	Total Amount
11/06/2022	Interest	3137EAEZ8	8,500,000.00	FHLMC Note 0.25% Due 11/6/2023	0.00	10,625.00	10,625.00
11/09/2022	Interest	3133ENWH9	2,000,000.00	FFCB Note 2.9% Due 5/9/2025	0.00	29,000.00	29,000.00
11/12/2022	Interest	023135BW5	4,000,000.00	Amazon.com Inc Note 0.45% Due 5/12/2024	0.00	9,000.00	9,000.00
11/15/2022	Interest	912828M56	7,000,000.00	US Treasury Note 2.25% Due 11/15/2025	0.00	78,750.00	78,750.00
11/15/2022	Interest	91282CAW1	5,000,000.00	US Treasury Note 0.25% Due 11/15/2023	0.00	6,250.00	6,250.00
11/15/2022	Interest	91282CCC3	4,500,000.00	US Treasury Note 0.25% Due 5/15/2024	0.00	5,625.00	5,625.00
11/15/2022	Interest	91282CDH1	5,500,000.00	US Treasury Note 0.75% Due 11/15/2024	0.00	20,625.00	20,625.00
11/22/2022	Interest	3135G04Q3	5,500,000.00	FNMA Note 0.25% Due 5/22/2023	0.00	6,875.00	6,875.00
11/24/2022	Interest	3133ENEX4	4,500,000.00	FFCB Note 0.55% Due 11/24/2023	0.00	12,375.00	12,375.00
11/27/2022	Interest	3135G06H1	6,500,000.00	FNMA Note 0.25% Due 11/27/2023	0.00	8,125.00	8,125.00
11/30/2022	Interest	912828R69	3,000,000.00	US Treasury Note 1.625% Due 5/31/2023	0.00	24,375.00	24,375.00
11/30/2022	Interest	912828YV6	4,000,000.00	US Treasury Note 1.5% Due 11/30/2024	0.00	30,000.00	30,000.00
11/30/2022	Interest	912828ZT0	8,000,000.00	US Treasury Note 0.25% Due 5/31/2025	0.00	10,000.00	10,000.00
11/30/2022	Maturity	912828M80	4,000,000.00	US Treasury Note 2% Due 11/30/2022	4,000,000.00	40,000.00	4,040,000.00
NOV 2022					4,000,000.00	299,125.00	4,299,125.00
12/04/2022	Interest	3137EAFA2	6,500,000.00	FHLMC Note 0.25% Due 12/4/2023	0.00	8,125.00	8,125.00
12/09/2022	Interest	3133834G3	4,000,000.00	FHLB Note 2.125% Due 6/9/2023	0.00	42,500.00	42,500.00



Payment Date	Transaction Type	CUSIP	Quantity	Security Description	Principal Amount	Income	Total Amount
12/09/2022	Maturity	3130AFE78	4,000,000.00	FHLB Note 3% Due 12/9/2022	4,000,000.00	60,000.00	4,060,000.00
12/09/2022	Maturity	46640QM99	2,000,000.00	JP Morgan Discount CP 1.65% Due 12/9/2022	2,000,000.00	0.00	2,000,000.00
12/15/2022	Interest	91282CDN8	3,000,000.00	US Treasury Note 1% Due 12/15/2024	0.00	15,000.00	15,000.00
12/15/2022	Interest	91282CCG4	6,500,000.00	US Treasury Note 0.25% Due 6/15/2024	0.00	8,125.00	8,125.00
12/20/2022	Interest	3130AQF40	5,000,000.00	FHLB Note 1% Due 12/20/2024	0.00	25,000.00	25,000.00
12/26/2022	Interest	3133EKSX7	3,500,000.00	FFCB Note 1.77% Due 6/26/2023	0.00	30,975.00	30,975.00
12/26/2022	Interest	3137EAES4	7,000,000.00	FHLMC Note 0.25% Due 6/26/2023	0.00	8,750.00	8,750.00
12/28/2022	Interest	3130ASDS5	3,000,000.00	FHLB Note 2.75% Due 6/28/2024	0.00	45,375.00	45,375.00
12/31/2022	Interest	9128285T3	4,000,000.00	US Treasury Note 2.625% Due 12/31/2025	0.00	52,500.00	52,500.00
12/31/2022	Interest	912828YY0	4,000,000.00	US Treasury Note 1.75% Due 12/31/2024	0.00	35,000.00	35,000.00
12/31/2022	Interest	912828ZW3	7,000,000.00	US Treasury Note 0.25% Due 6/30/2025	0.00	8,750.00	8,750.00
DEC 2022					6,000,000.00	340,100.00	6,340,100.00
01/06/2023	Interest	3133ENKS8	2,000,000.00	FFCB Note 1.125% Due 1/6/2025	0.00	11,250.00	11,250.00
01/10/2023	Interest	3135G05G4	10,000,000.00	FNMA Note 0.25% Due 7/10/2023	0.00	12,500.00	12,500.00
01/15/2023	Interest	91282CCL3	6,000,000.00	US Treasury Note 0.375% Due 7/15/2024	0.00	11,250.00	11,250.00
01/19/2023	Maturity	3135G0T94	5,000,000.00	FNMA Note 2.375% Due 1/19/2023	5,000,000.00	59,375.00	5,059,375.00
01/31/2023	Interest	912828Z52	6,000,000.00	US Treasury Note 1.375% Due 1/31/2025	0.00	41,250.00	41,250.00



Payment Date	Transaction Type	CUSIP	Quantity	Security Description	Principal Amount	Income	Total Amount
01/31/2023	Interest	912828Y87	4,500,000.00	US Treasury Note 1.75% Due 7/31/2024	0.00	39,375.00	39,375.00
01/31/2023	Interest	91282CAB7	6,000,000.00	US Treasury Note 0.25% Due 7/31/2025	0.00	7,500.00	7,500.00
01/31/2023	Interest	912828V80	5,000,000.00	US Treasury Note 2.25% Due 1/31/2024	0.00	56,250.00	56,250.00
JAN 2023					5,000,000.00	238,750.00	5,238,750.00
02/05/2023	Interest	3135G0V34	3,600,000.00	FNMA Note 2.5% Due 2/5/2024	0.00	45,000.00	45,000.00
02/09/2023	Interest	037833AZ3	4,500,000.00	Apple Inc Note 2.5% Due 2/9/2025	0.00	56,250.00	56,250.00
02/15/2023	Interest	912828K74	6,000,000.00	US Treasury Note 2% Due 8/15/2025	0.00	60,000.00	60,000.00
02/15/2023	Interest	91282CCT6	6,000,000.00	US Treasury Note 0.375% Due 8/15/2024	0.00	11,250.00	11,250.00
02/23/2023	Interest	3133EKMX1	4,000,000.00	FFCB Note 2.23% Due 2/23/2024	0.00	44,600.00	44,600.00
02/24/2023	Interest	3137EAEV7	5,000,000.00	FHLMC Note 0.25% Due 8/24/2023	0.00	6,250.00	6,250.00
02/25/2023	Interest	3133ENPY0	4,000,000.00	FFCB Note 1.75% Due 2/25/2025	0.00	35,000.00	35,000.00
02/25/2023	Interest	3135G05X7	5,000,000.00	FNMA Note 0.375% Due 8/25/2025	0.00	9,375.00	9,375.00
02/28/2023	Interest	912828ZC7	4,000,000.00	US Treasury Note 1.125% Due 2/28/2025	0.00	22,500.00	22,500.00
02/28/2023	Interest	91282CCU3	2,500,000.00	US Treasury Note 0.125% Due 8/31/2023	0.00	1,562.50	1,562.50
02/28/2023	Interest	912828YE4	7,000,000.00	US Treasury Note 1.25% Due 8/31/2024	0.00	43,750.00	43,750.00
FEB 2023					0.00	335,537.50	335,537.50
03/08/2023	Interest	3130A3DL5	4,000,000.00	FHLB Note 2.375% Due 9/8/2023	0.00	47,500.00	47,500.00
03/10/2023	Maturity	313382AX1	4,500,000.00	FHLB Note 2.125% Due 3/10/2023	4,500,000.00	47,812.50	4,547,812.50



Payment Date	Transaction Type	CUSIP	Quantity	Security Description	Principal Amount	Income	Total Amount
03/15/2023	Interest	91282CBR1	5,000,000.00	US Treasury Note 0.25% Due 3/15/2024	0.00	6,250.00	6,250.00
03/15/2023	Interest	91282CCX7	3,000,000.00	US Treasury Note 0.375% Due 9/15/2024	0.00	5,625.00	5,625.00
03/31/2023	Interest	912828YH7	2,500,000.00	US Treasury Note 1.5% Due 9/30/2024	0.00	18,750.00	18,750.00
03/31/2023	Interest	912828ZF0	5,000,000.00	US Treasury Note 0.5% Due 3/31/2025	0.00	12,500.00	12,500.00
03/31/2023	Interest	9128285C0	4,500,000.00	US Treasury Note 3% Due 9/30/2025	0.00	67,500.00	67,500.00
03/31/2023	Maturity	912828Q29	4,000,000.00	US Treasury Note 1.5% Due 3/31/2023	4,000,000.00	30,000.00	4,030,000.00
MAR 2023					8,500,000.00	235,937.50	8,735,937.50
04/15/2023	Interest	91282CDB4	4,000,000.00	US Treasury Note 0.625% Due 10/15/2024	0.00	12,500.00	12,500.00
04/15/2023	Interest	91282CBV2	2,000,000.00	US Treasury Note 0.375% Due 4/15/2024	0.00	3,750.00	3,750.00
04/20/2023	Maturity	3137EAEQ8	4,500,000.00	FHLMC Note 0.375% Due 4/20/2023	4,500,000.00	8,437.50	4,508,437.50
04/30/2023	Interest	9128285J5	4,500,000.00	US Treasury Note 3% Due 10/31/2025	0.00	67,500.00	67,500.00
04/30/2023	Interest	912828T91	5,000,000.00	US Treasury Note 1.625% Due 10/31/2023	0.00	40,625.00	40,625.00
04/30/2023	Interest	912828YM6	4,000,000.00	US Treasury Note 1.5% Due 10/31/2024	0.00	30,000.00	30,000.00
04/30/2023	Interest	912828ZL7	7,500,000.00	US Treasury Note 0.375% Due 4/30/2025	0.00	14,062.50	14,062.50
04/30/2023	Maturity	912828R28	5,000,000.00	US Treasury Note 1.625% Due 4/30/2023	5,000,000.00	40,625.00	5,040,625.00
APR 2023					9,500,000.00	217,500.00	9,717,500.00
05/05/2023	Maturity	3137EAER6	4,000,000.00	FHLMC Note 0.375% Due 5/5/2023	4,000,000.00	7,500.00	4,007,500.00
05/06/2023	Interest	3137EAEZ8	8,500,000.00	FHLMC Note 0.25% Due 11/6/2023	0.00	10,625.00	10,625.00



Payment Date	Transaction Type	CUSIP	Quantity	Security Description	Principal Amount	Income	Total Amount
05/09/2023	Interest	3133ENWH9	2,000,000.00	FFCB Note 2.9% Due 5/9/2025	0.00	29,000.00	29,000.00
05/12/2023	Interest	023135BW5	4,000,000.00	Amazon.com Inc Note 0.45% Due 5/12/2024	0.00	9,000.00	9,000.00
05/15/2023	Interest	912828M56	7,000,000.00	US Treasury Note 2.25% Due 11/15/2025	0.00	78,750.00	78,750.00
05/15/2023	Interest	91282CAW1	5,000,000.00	US Treasury Note 0.25% Due 11/15/2023	0.00	6,250.00	6,250.00
05/15/2023	Interest	91282CCC3	4,500,000.00	US Treasury Note 0.25% Due 5/15/2024	0.00	5,625.00	5,625.00
05/15/2023	Interest	91282CDH1	5,500,000.00	US Treasury Note 0.75% Due 11/15/2024	0.00	20,625.00	20,625.00
05/22/2023	Maturity	3135G04Q3	5,500,000.00	FNMA Note 0.25% Due 5/22/2023	5,500,000.00	6,875.00	5,506,875.00
05/24/2023	Interest	3133ENEX4	4,500,000.00	FFCB Note 0.55% Due 11/24/2023	0.00	12,375.00	12,375.00
05/27/2023	Interest	3135G06H1	6,500,000.00	FNMA Note 0.25% Due 11/27/2023	0.00	8,125.00	8,125.00
05/31/2023	Interest	912828ZT0	8,000,000.00	US Treasury Note 0.25% Due 5/31/2025	0.00	10,000.00	10,000.00
05/31/2023	Interest	912828YV6	4,000,000.00	US Treasury Note 1.5% Due 11/30/2024	0.00	30,000.00	30,000.00
05/31/2023	Maturity	912828R69	3,000,000.00	US Treasury Note 1.625% Due 5/31/2023	3,000,000.00	24,375.00	3,024,375.00
MAY 2023					12,500,000.00	259,125.00	12,759,125.00
06/04/2023	Interest	3137EAFA2	6,500,000.00	FHLMC Note 0.25% Due 12/4/2023	0.00	8,125.00	8,125.00
06/09/2023	Maturity	3133834G3	4,000,000.00	FHLB Note 2.125% Due 6/9/2023	4,000,000.00	42,500.00	4,042,500.00
06/15/2023	Interest	91282CCG4	6,500,000.00	US Treasury Note 0.25% Due 6/15/2024	0.00	8,125.00	8,125.00
06/15/2023	Interest	91282CDN8	3,000,000.00	US Treasury Note 1% Due 12/15/2024	0.00	15,000.00	15,000.00



Payment Date	Transaction Type	CUSIP	Quantity	Security Description	Principal Amount	Income	Total Amount
06/20/2023	Interest	3130AQF40	5,000,000.00	FHLB Note 1% Due 12/20/2024	0.00	25,000.00	25,000.00
06/26/2023	Maturity	3133EKS7	3,500,000.00	FFCB Note 1.77% Due 6/26/2023	3,500,000.00	30,975.00	3,530,975.00
06/26/2023	Maturity	3137EAES4	7,000,000.00	FHLMC Note 0.25% Due 6/26/2023	7,000,000.00	8,750.00	7,008,750.00
06/28/2023	Interest	3130ASDS5	3,000,000.00	FHLB Note 2.75% Due 6/28/2024	0.00	41,250.00	41,250.00
06/30/2023	Interest	912828T3	4,000,000.00	US Treasury Note 2.625% Due 12/31/2025	0.00	52,500.00	52,500.00
06/30/2023	Interest	912828ZW3	7,000,000.00	US Treasury Note 0.25% Due 6/30/2025	0.00	8,750.00	8,750.00
06/30/2023	Interest	912828YY0	4,000,000.00	US Treasury Note 1.75% Due 12/31/2024	0.00	35,000.00	35,000.00
JUN 2023					14,500,000.00	275,975.00	14,775,975.00
07/06/2023	Interest	3133ENKS8	2,000,000.00	FFCB Note 1.125% Due 1/6/2025	0.00	11,250.00	11,250.00
07/10/2023	Maturity	3135G05G4	10,000,000.00	FNMA Note 0.25% Due 7/10/2023	10,000,000.00	12,500.00	10,012,500.00
07/15/2023	Interest	91282CCL3	6,000,000.00	US Treasury Note 0.375% Due 7/15/2024	0.00	11,250.00	11,250.00
07/31/2023	Interest	912828V80	5,000,000.00	US Treasury Note 2.25% Due 1/31/2024	0.00	56,250.00	56,250.00
07/31/2023	Interest	912828Y87	4,500,000.00	US Treasury Note 1.75% Due 7/31/2024	0.00	39,375.00	39,375.00
07/31/2023	Interest	912828Z52	6,000,000.00	US Treasury Note 1.375% Due 1/31/2025	0.00	41,250.00	41,250.00
07/31/2023	Interest	91282CAB7	6,000,000.00	US Treasury Note 0.25% Due 7/31/2025	0.00	7,500.00	7,500.00
JUL 2023					10,000,000.00	179,375.00	10,179,375.00
TOTAL					86,000,000.00	3,266,650.00	89,266,650.00



Chandler Asset Management, Inc. ("Chandler") is an SEC registered investment adviser. For additional information about our firm, please see our current disclosures (Form ADV). To obtain a copy of our current disclosures, you may contact your client service representative by calling the number on the front of this statement or you may visit our website at www.chandlerasset.com.

Information contained in this monthly statement is confidential and is provided for informational purposes only and should not be construed as specific investment or legal advice. The information contained herein was obtained from sources believed to be reliable as of the date of this statement, but may become outdated or superseded at any time without notice.

Custody: Your qualified custodian bank maintains control of all assets reflected in this statement and we urge you to compare this statement to the one you receive from your qualified custodian. Chandler does not have any authority to withdraw or deposit funds from/to the custodian account.

Valuation: Prices are provided by IDC, an independent pricing source. In the event IDC does not provide a price or if the price provided is not reflective of fair market value, Chandler will obtain pricing from an alternative approved third party pricing source in accordance with our written valuation policy and procedures. Our valuation procedures are also disclosed in Item 5 of our Form ADV Part 2A.

Performance: Performance results are presented gross-of-advisory fees and represent the client's Total Return. The deduction of advisory fees lowers performance results. These results include the reinvestment of dividends and other earnings. Past performance may not be indicative of future results. Therefore, clients should not assume that future performance of any specific investment or investment strategy will be profitable or equal to past performance levels. All investment strategies have the potential for profit or loss. Economic factors, market conditions or changes in investment strategies, contributions or withdrawals may materially alter the performance and results of your portfolio.

Source ice Data Indices, LLC ("ICE"), used with permission. ICE PERMITS USE OF THE ICE INDICES AND RELATED DATA ON AN "AS IS" BASIS; ICE, ITS AFFILIATES AND THEIR RESPECTIVE THIRD PARTY SUPPLIERS DISCLAIM ANY AND ALL WARRANTIES AND REPRESENTATIONS, EXPRESS AND/OR IMPLIED, INCLUDING ANY WARRANTIES OF MERCHANTABILITY OR FITNESS FOR A PARTICULAR PURPOSE OR USE, INCLUDING THE INDICES, INDEX DATA AND ANY DATA INCLUDED IN, RELATED TO, OR DERIVED THEREFROM. NEITHER ICE DATA, ITS AFFILIATES OR THEIR RESPECTIVE THIRD PARTY PROVIDERS GUARANTEE THE QUALITY, ADEQUACY, ACCURACY, TIMELINESS OR COMPLETENESS OF THE INDICES OR THE INDEX DATA OR ANY COMPONENT THEREOF, AND THE INDICES AND INDEX DATA AND ALL COMPONENTS THEREOF ARE PROVIDED ON AN "AS IS" BASIS AND LICENSEE'S USE IS AT LICENSEE'S OWN RISK. ICE DATA, ITS AFFILIATES AND THEIR RESPECTIVE THIRD PARTY DO NOT SPONSOR, ENDORSE, OR RECOMMEND CHANDLER, OR ANY OF ITS PRODUCTS OR SERVICES.

Index returns assume reinvestment of all distributions. Historical performance results for investment indexes generally do not reflect the deduction of transaction and/or custodial charges or the deduction of an investment management fee, the incurrence of which would have the effect of decreasing historical performance results. It is not possible to invest directly in an index.

Ratings: Ratings information have been provided by Moody's, S&P and Fitch through data feeds we believe to be reliable as of the date of this statement, however we cannot guarantee its accuracy.

Security level ratings for U.S. Agency issued mortgage-backed securities ("MBS") reflect the issuer rating because the securities themselves are not rated. The issuing U.S. Agency guarantees the full and timely payment of both principal and interest and carries a AA+/Aaa/AAA by S&P, Moody's and Fitch respectively.